


Ukulele Chords

12²
12times12.com



Tuning: G-C-E-A

Chords for pop, rock, blues, jazz ...

For beginners and advanced players

With intervals

Over 1250 chords

Contents	2
Contents 1	2
Contents 2	3
Contents 3	4

Introduction	5
Notice	5
Symbols & Terms	6
Intervals, chord construction and fingerings	7

Standard chords	8
Overview	8

C	9
C, Cmaj7	9
C7, C6	10
Cmaj13, C13	11
C6/9, C7/9, C7/b9, C7/#9	12
Cmaj7/9, Caug	13
Cm, Cm7	14
Cm7, Cm6	15
Cm6/9, Cm7/9, Cm7/b9	16
Cm7b5, Cdim	17
Csus4, Cmaj7sus4	18
C7sus4, C6sus4	19
Csus2, Cmaj7sus2	20
C7sus2, C6sus2	21

C#/Db	22
C#, C#maj7 (Db ...)	22
C#7, C#6 (Db ...)	23
C#maj13, C#13 (Db ...)	24
C#6/9, C#7/9, C#7/b9, C#7/#9 (Db ...)	25
C#maj7/9, C#aug (Db ...)	26
C#m, C#mmaj7 (Db ...)	27
C#m7, C#m6 (Db ...)	28
C#m6/9, C#m7/9, C#m7/b9 (Db ...)	29
C#m7b5, C#dim (Db ...)	30
C#sus4, C#maj7sus4 (Db ...)	31
C#7sus4, C#6sus4 (Db ...)	32
C#sus2, C#maj7sus2 (Db ...)	33
C#7sus2, C#6sus2 (Db ...)	34

D	35
D, Dmaj7	35
D7, D6	36
Dmaj13, D13	37
D6/9, D7/9, D7/b9, D7/#9	38
Dmaj7/9, Daug	39
Dm, Dmmaj7	40
Dm7, Dm6	41
Dm6/9, Dm7/9, Dm7/b9	42
Dm7b5, Ddim	43
Dsus4, Dmaj7sus4	44
D7sus4, D6sus4	45
Dsus2, Dmaj7sus2	46
D7sus2, D6sus2	47

D#/Eb	48
D#, D#maj7 (Eb ...)	48
D#7, D#6 (Eb ...)	49
D#maj13, D#13 (Eb ...)	50
D#6/9, D#7/9, D#7/b9, D#7/#9 (Eb ...)	51
D#maj7/9, D#aug (Eb ...)	52
D#m, D#mmaj7 (Eb ...)	53
D#m7, D#m6 (Eb ...)	54
D#m6/9, D#m7/9, D#m7/b9 (Eb ...)	55
D#m7b5, D#dim (Eb ...)	56
D#sus4, D#maj7sus4 (Eb ...)	57
D#7sus4, D#6sus4 (Eb ...)	58
D#sus2, D#maj7sus2 (Eb ...)	59
D#7sus2, D#6sus2 (Eb ...)	60

E	61
E, Emaj7	61
E7, E6	62
Emaj13, E13	63
E6/9, E7/9, E7/b9, E7/#9	64
Emaj7/9, Eaug	65
Em, Emmaj7	66
Em7, Em6	67
Em6/9, Em7/9, Em7/b9	68
Em7b5, Edim	69
Esus4, Emaj7sus4	70
E7sus4, E6sus4	71
Esus2, Emaj7sus2	72
E7sus2, E6sus2	73

F	74	G#/Ab	113
F, Fmaj7	74	G#, G#maj7 (Ab ...)	113
F7, F6	75	G#7, G#6 (Ab ...)	114
Fmaj13, F13	76	G#maj13, G#13 (Ab ...)	115
F6/9, F7/9, F7/b9, F7/#9	77	G#6/9, G#7/9, G#7/b9, G#7/#9 (Ab ...)	116
Fmaj7/9, Faug	78	G#maj7/9, G#aug (Ab ...)	117
Fm, Fmmaj7	79	G#m, G#mmaj7 (Ab ...)	118
Fm7, Fm6	80	G#m7, G#m6 (Ab ...)	119
Fm6/9, Fm7/9, Fm7/b9	81	G#m6/9, G#m7/9, G#m7/b9 (Ab ...)	120
Fm7b5, Fdim	82	G#m7b5, G#dim (Ab ...)	121
Fsus4, Fmaj7sus4	83	G#sus4, G#maj7sus4 (Ab ...)	122
F7sus4, F6sus4	84	G#7sus4, G#6sus4 (Ab ...)	123
Fsus2, Fmaj7sus2	85	G#sus2, G#maj7sus2 (Ab ...)	124
F7sus2, F6sus2	86	G#7sus2, G#6sus2 (Ab ...)	125
F#/Gb	87	A	126
F#, F#maj7 (Gb ...)	87	A, Amaj7	126
F#7, F#6 (Gb ...)	88	A7, A6	127
F#maj13, F#13 (Gb ...)	89	Amaj13, A13	128
F#6/9, F#7/9, F#7/b9, F#7/#9 (Gb ...)	90	A6/9, A7/9, A7/b9, A7/#9	129
F#maj7/9, F#aug (Gb ...)	91	Amaj7/9, Aaug	130
F#m, F#mmaj7 (Gb ...)	92	Am, Ammaj7	131
F#m7, F#m6 (Gb ...)	93	Am7, Am6	132
F#m6/9, F#m7/9, F#m7/b9 (Gb ...)	94	Am6/9, Am7/9, Am7/b9	133
F#m7b5, F#dim (Gb ...)	95	Am7b5, Adim	134
F#sus4, F#maj7sus4 (Gb ...)	96	Asus4, Amaj7sus4	135
F#7sus4, F#6sus4 (Gb ...)	97	A7sus4, A6sus4	136
F#sus2, F#maj7sus2 (Gb ...)	98	Asus2, Amaj7sus2	137
F#7sus2, F#6sus2 (Gb ...)	99	A7sus2, A6sus2	138
G	100	A#/Bb	139
G, Gmaj7	100	A#, A#maj7 (Bb ...)	139
G7, G6	101	A#7, A#6 (Bb ...)	140
Gmaj13, G13	102	A#maj13, A#13 (Bb ...)	141
G6/9, G7/9, G7/b9, G7/#9	103	A#6/9, A#7/9, A#7/b9, A#7/#9 (Bb ...)	142
Gmaj7/9, Gaug	104	A#maj7/9, A#aug (Bb ...)	143
Gm, Gmmaj7	105	A#m, A#mmaj7 (Bb ...)	144
Gm7, Gm6	106	A#m7, A#m6 (Bb ...)	145
Gm6/9, Gm7/9, Gm7/b9	107	A#m6/9, A#m7/9, A#m7/b9 (Bb ...)	146
Gm7b5, Gdim	108	A#m7b5, A#dim (Bb ...)	147
Gsus4, Gmaj7sus4	109	A#sus4, A#maj7sus4 (Bb ...)	148
G7sus4, G6sus4	110	A#7sus4, A#6sus4 (Bb ...)	149
Gsus2, Gmaj7sus2	111	A#sus2, A#maj7sus2 (Bb ...)	150
G7sus2, G6sus2	112	A#7sus2, A#6sus2 (Bb ...)	151

B	152
B, Bmaj7	152
B7, B6	153
Bmaj13, B13	154
B6/9, B7/9, B7/b9, B7/#9	155
Bmaj7/9, Baug	156
Bm, Bmmaj7	157
Bm7, Bm6	158
Bm6/9, Bm7/9, Bm7/b9	159
Bm7b5, Bdim	160
Bsus4, Bmaj7sus4	161
B7sus4, B6sus4	162
Bsus2, Bmaj7sus2	163
B7sus2, B6sus2	164
More books	165
Guitar- & Ukulele Books	165

Welcome to my eBook „Ukulele Chords“

This book offers a comprehensive collection of chord charts for ukulele chords with fingerings and indications of intervals.

Contents

This book offers a comprehensive collection of chords for ukulele. It serves as a reference book, but also as a source of inspiration for new chords.

Beginners will quickly find several variations for less common chords, in addition to the standard chords. For each chord, the fingerings are also drawn.

Advanced players will also find jazz chords, sus chords etc. in this eBook. The intervals used are drawn for each chord. This is especially interesting for those who want to understand the chord structure.

Especially for attack techniques with muting, you often need closed chords, so chords without empty strings. These can be found here for each chord.

Suggestions and criticism

If you have any suggestions or criticism about this guitar book, I would be happy about your feedback. Just write me an email to:

marco@12times12.com

Imprint

Concept, content, layout and realization:

Marco Helmstedt

Minna-Bachem-Str. 12

50737 Cologne

Germany

12times12.com

contact@12times12.com

Chord Charts

All chords are notated for ukulele tuning G-C-E-A.

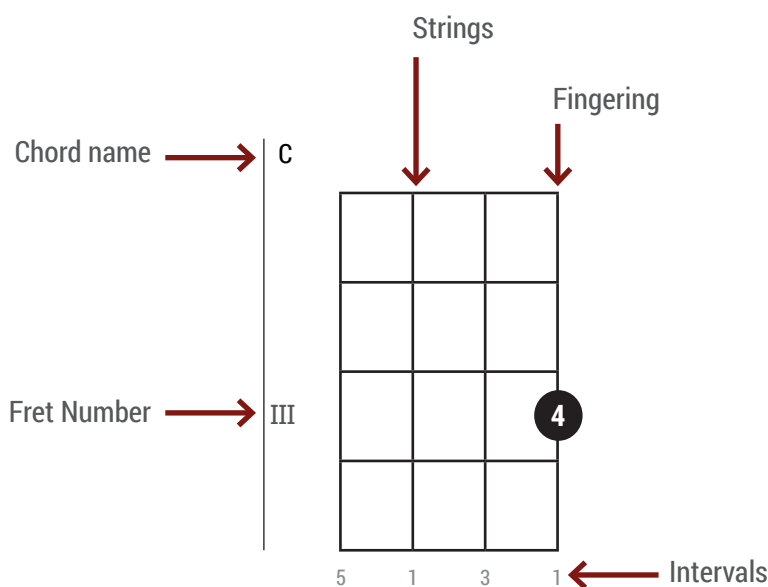
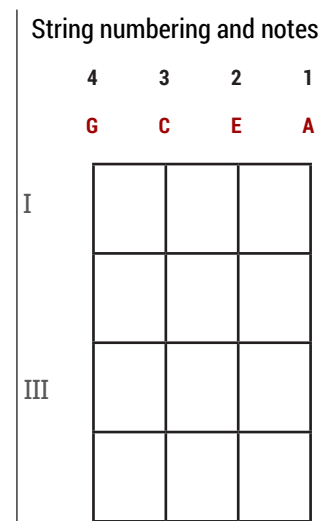
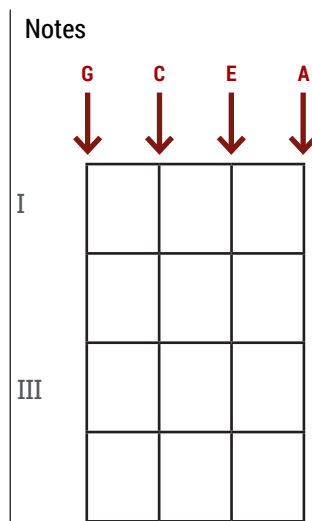
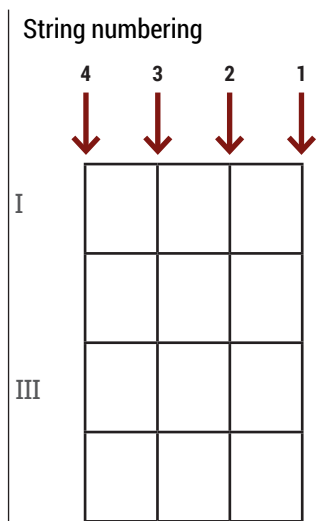
If you hold the ukulele in playing position, the G-string is on top. The strings are numbered from bottom to top. In the C major chord example below, you finger the 3rd fret on the A string, which is the first string.

The frets are marked with Roman numerals. The fingerings with numbers.

Below the fingering diagrams are the interval names for the respective notes in the chord (see next page).

Fingering

- 1: Index finger
- 2: Middle finger
- 3: Ring finger
- 4: Pinkie



Intervals

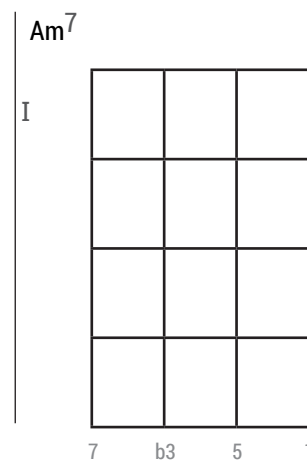
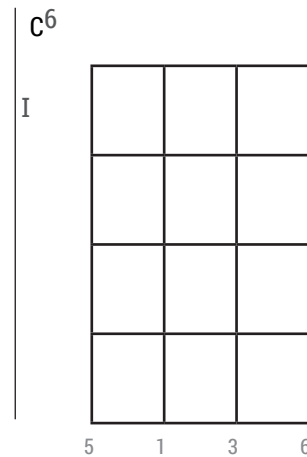
Below the fingering diagrams you find the intervals used in the chord. These indications are more interesting for advanced players and all those who want to understand the chord structure.

Interval names

- 1 Root / Octave
- 2 Major Second
- b3 Minor Third
- 3 Major Third
- 4 Fourth
- b5 Minor Fifth
- 5 Fifth
- #5 Augmented Fifth
- 6 Sixth
- 7 Minor Seven
- j7 Major Seven
- b9 Minor Ninth
- 9 Ninth
- #9 Augmented Ninth

Chord structure

Some chords have the same fingering pattern, but with different chord names. This is because so-called chord inversions are often played on the ukulele. This means that the root note is not the lowest note in the chord. Depending on which note you define as the root, the chord name is used. In the example below, you can see that without fingering, you can name the chord either C6 or Am7. For C6 you start from the root C (3rd string), for Am7 you start from the root A (1st string).

**Fingering**

The fingerings shown are suggestions on how to play a chord. Depending on the chord change, it is sometimes recommended to use a different fingering.

Here is an overview of the most frequently used chords.
 Alternative fingering patterns to these chords can be found
 in the respective chord overviews.

The image displays 12 guitar chord diagrams arranged in a 3x4 grid. Each diagram shows a 4-string section of a guitar with frets and fingerings indicated by numbers in circles. Roman numerals (I, II, III, IV) indicate the fret position. Fingerings are: C (III, 5-1-3-1), F (II, 3-5-1-3), G (II, 1-5-1-3), G7 (II, 1-5-7-3), Am (I, 1-b3-5-1), Dm (II, 3-2-1-b3-5), Em (IV, b3-1-b3-5), A (II, 1-2-3-5-1), D (II, 2-3-4-5-1-3-5), E (IV, 2-3-4-5-1-3-5), E7 (I, 1-2-3-3-7-1-5).

C

III

5 1 3 1

4

C

IV

5 3 5 1

1

2

C

IV

5 3 3 1

1

2

C

V

1 3 5 1

1

2

3

C

V

1 5 1 3

1

2

3

4

C

VII

5 5 1 3

1

2

3

C

IX

3 5 1 3

1

2

3

4

C

XII

5 1 3 5

1

2

3

4

Cmaj7

II

5 1 3 j7

1

Cmaj7

IV

j7 3 5 1

1

2

3

Cmaj7

V

1 3 5 j7

1

2

3

4

Cmaj7

V

1 5 j7 3

1

3

Cmaj7

VII

5 1 j7 3

1

2

Cmaj7

IX

3 j7 1 5

1

2

3

4

Cmaj7

XII

5 1 3 j7

1

3